



WHAT WILL YOUR CLIENTS FUTURE HOLD?

While you can't predict the future for your client, you can help them make a decision today to protect against the real-world risks of tomorrow. Below are examples of individuals who were able to receive a monthly benefit, similar to that of a "paycheck", from their disability policies because they planned for the future and the potential unexpected.


Occupation	Age @ purchase	Age at disability	Condition	Amount Paid	Claim duration (months)	Type of Insurance
Dentist	56	62	Head/neck cancer	\$125,000	3	Key Person Replacement
Radiologist	30	36	Bipolar Disorder	\$121,725	4	Disability Income
Business Owner	34	46	Multiple sclerosis	\$62,745	10	Disability Income
Marine Engineer	46	64	Shoulder injury	\$145,200	24	Disability Income
Dentist	36	56	Hand arthritis	\$299,623	Lump sum	Disability Buy-Out
Real estate sales	41	56	Lung cancer	\$194,588	11	Overhead Expense
Doctor	31	36	Breast cancer	\$91,650	5	Disability Income
Graphic Designer	42	52	Brain hemorrhage	\$703,689	60	Disability Income

Source: Active Principal Disability claims payments through September 2019. The above is for illustrative purposes only and is not intended as a comprehensive representation of circumstances surrounding the claims displayed, an inclusive representation of all claims, or a promise to pay specific claims.

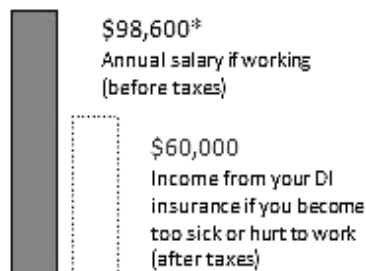
EVERYONE NEEDS A "PLAN B"

Things don't always go as planned. This is why it's so important to have a back-up plan in place that will allow your clients to continue living their best life even in the event that the unexpected occurs.

Plan A



Plan B



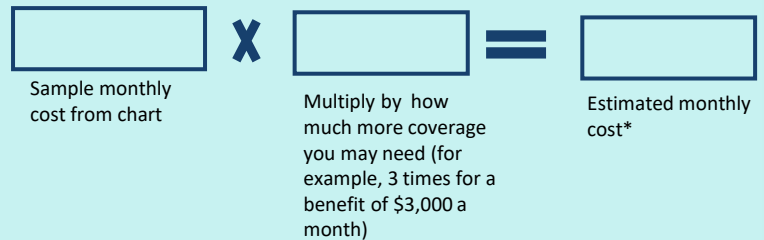
*100,000 less \$1,400 in hypothetical annual disability income insurance premiums. Premiums and \$5,000 monthly benefit amount depend on various factors. Your local representative can illustrate the exact amount you're eligible for based on current underwriting guidelines. This a hypothetical example only.

* Your specific premium depends on a variety of factors, including, but not limited to, gender, age, smoking status, benefit amount, elimination period, resident state and occupation class. These cost comparisons are for illustrative purposes only

Sample monthly cost

This chart shows how much your client would pay for \$1,000 in monthly benefits. You can estimate the cost for more coverage by using the following:

Age	Male	Female
25	\$19	\$31
30	\$22	\$42
35	\$27	\$46
40	\$33	\$55
45	\$43	\$59



Assumptions: Principal Individual DI Insurance policy, Michigan resident, to Age 65 Benefit Period and Your Occupation Periods, non-tobacco, \$1,000 maximum monthly benefit, 90-day Elimination Period, 4A occupation class.

For Financial Professional Use Only. Not intended for consumers

Most insurance policies contain exclusions, limitations, reductions of benefits, and terms for keeping them in force. Ask your financial professional to provide you with costs and complete details. Guarantees are based on the claims-paying ability of the issuing insurance company. AIMCOR Group, LLC is not an insurer and does not issue contracts for coverage. This material is being provided for informational or educational purposes only and does not take into account the investment objectives or financial situation of any client or prospective clients. The information is not intended as investment advice